

SPECIFICATION



REFOND P/N 产品型号

RF-S**QP32DS-FH-N

R&D 研发

Mass Product 量产供货


Contents 目录

| | |
|---|----|
| 1. Description 产品介绍 | 3 |
| 1.1 General Description 产品描述 | 3 |
| 1.2 Features 产品特征 | 3 |
| 1.3 Application 产品应用 | 3 |
| 1.4 Package Dimension 封装尺寸 | 4 |
| 1.5 Product Parameters 产品参数 | 5 |
| 1.6 Bin Range Of Forward Voltage and Luminous Flux 电压与流明分 BIN 范围..... | 7 |
| 2. Packaging 产品包装..... | 12 |
| 2.1 Packaging Specification 包装规格 | 12 |
| 2.1.1 Carrier Tape Dimension 载带尺寸..... | 12 |
| 2.1.2 Reel Dimension 卷盘尺寸 | 12 |
| 2.1.3 Label Form Specification 标签规格 | 13 |
| 2.2 Moisture Resistant Packing 防潮包装..... | 13 |
| 2.3 Cardboard Box 包装纸箱 | 13 |
| 2.4 Reliability Test Items And Conditions 产品信赖性测试项目及条件..... | 14 |
| 2.5 Criteria For Judging Damage 失效判定标准 | 15 |
| 3. SMT Reflow Soldering Instructions SMT 回流焊说明..... | 16 |
| 3.1 SMT Reflow Soldering Instructions SMT 回流焊说明 | 16 |
| 4. Handling Precautions 产品使用注意事项 | 18 |
| 4.1 Handling Precautions 产品使用注意事项 | 18 |

1. Description 产品介绍

1.1 General Description 产品描述

The White LED which was fabricated using a purple chip and the phosphor
Product Package:D



1.4 Package Dimension 封装尺寸

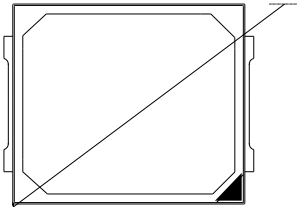


Fig.1-1 Top view 正面视图




Fig.1-2 Side view 侧面视图

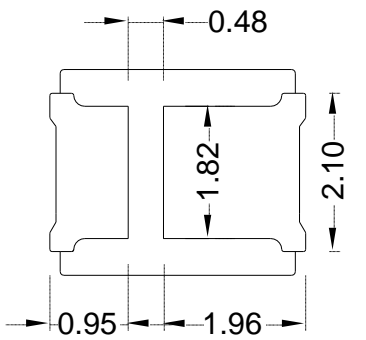


Fig.1-3 Bottom view 背面视图



Fig.1-4 Polarity 极性

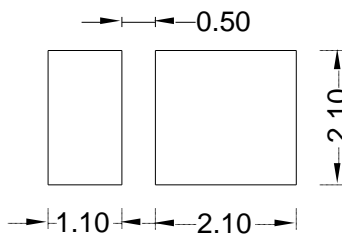


Fig.1-5 Soldering patterns 推荐焊盘

Notes 备注:

1. All dimensions units are millimeters. 所有尺寸标注单位为毫米
2. All dimensions tolerances are $\pm 0.05\text{mm}$ unless otherwise noted. 除特别标注外, 所有尺寸公差为 ± 0.05 毫米


1.5 Product Parameters 产品参数

Table 1-1 Electrical / Optical Characteristics at Ts=25°C 电性与光学特性

| Item 项目 | Symbol 符号 | Test Condition 测试条件 | Value | | | Unit 单位 |
|-----------------------------------|--------------|------------------------|---------------|---------------|---------------|------------|
| | | | Min. (最小值) | Typ. (典型值) | Max. (最大值) | |
| Forward Voltage (正向电压) | VF | IF=60mA | 2.8 | 3.0 | 3.2 | V |
| Reverse Current (反向电流) | IR | VR=5V | --- | --- | 10 | uA |
| RF-S30QP32DS-FH-N (2880-3210K) | Φ | IF=60mA | 16 | 19 | 22 | lm |
| RF-S40QP32DS-FH-N (3720-4270K) | Φ | IF=60mA | 18 | 21 | 24 | lm |
| RF-S50QP32DS-FH-N (4680-5380K) | Φ | IF=60mA | 18 | 21 | 24 | lm |
| RF-S57QP32DS-FH-N (5310-6090K) | Φ | IF=60mA | 18 | 20.5 | 24 | lm |
| RF-S65QP32DS-FH-N (6090-7080K) | Φ | IF=60mA | 18 | 20.5 | 24 | lm |
| Viewing Angle (发光角度) | 2θ1/2 | IF=60mA | --- | 120 | --- | deg |
| Color Rendering Index (显色指数) | CRI | IF=60mA | 95 | 97 | --- | --- |
| Thermal Resistance. (热阻) | RTHJ-S | IF=60mA | --- | --- | 15 | °C/W |

Table 1-2 Absolute Maximum Ratings at Ts=25°C 绝对最大值

| Parameter (参数) | Symbol (符号) | Rating (值) | Units (单位) |
|-----------------------------------|------------------|------------|------------|
| Power Dissipation (功耗) | P _D | 576 | mW |
| Forward Current (正向电流) | I _F | 180 | mA |
| Peak Forward Current (峰值电流) | I _{FP} | 240 | mA |
| Reverse Voltage (反向电压) | V _R | 5 | V |
| Electrostatic Discharge(HBM) (静电) | ESD | 2000 | V |
| Operating Temperature (操作温度) | T _{OPR} | -40 ~ +100 | °C |
| Storage Temperature (储存温度) | T _{STG} | -40 ~ +100 | °C |
| Junction Temperature (结温) | T _J | 125 | °C |




1.6 Bin Range Of Forward Voltage and Luminous Flux 电压与流明分 BIN 范围

Table 1-3

| | | | | | |
|--------|-------|---------|---------|---------|---------|
| VF(V) | 电流 IF | G1 | G2 | H1 | H2 |
| | 60mA | 2.8-2.9 | 2.9-3.0 | 3.0-3.1 | 3.1-3.2 |
| Φ (LM) | 电流 IF | PCH | PED | QED | QGD |
| | 60mA | 16-18 | 18-20 | 20-22 | 22-24 |

0.29
0.2



X

Fig 1-6 The C.I.E Chromaticity Diagram CIE色度图

| BIN CODE | X1 | Y1 | X2 | Y2 | X3 | Y3 | X4 | Y4 |
|----------|--------|--------|--------|--------|--------|--------|--------|--------|
| A30 | 0.4287 | 0.413 | 0.4524 | 0.421 | 0.4373 | 0.3918 | 0.418 | 0.3861 |
| A40 | 0.3733 | 0.3868 | 0.3661 | 0.3579 | 0.3895 | 0.3722 | 0.3985 | 0.4017 |
| A50 | 0.3366 | 0.3601 | 0.3336 | 0.3354 | 0.3542 | 0.3517 | 0.3557 | 0.3748 |
| A57 | 0.3203 | 0.3432 | 0.3368 | 0.3581 | 0.3365 | 0.3403 | 0.3212 | 0.3257 |
| A65 | 0.3036 | 0.3286 | 0.3048 | 0.3116 | 0.321 | 0.328 | 0.3198 | 0.3449 |

Table 1-4

1.8 Typical optical characteristics curves 典型光学特性曲线

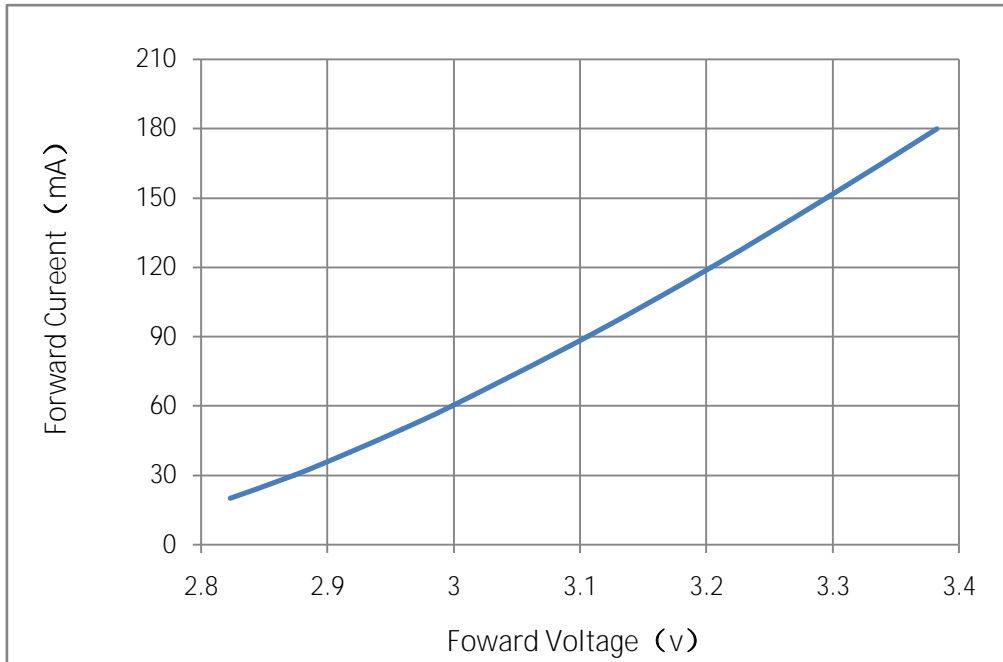


Fig 1-7 Forward Voltage Vs. Forward Current 伏安特性曲线

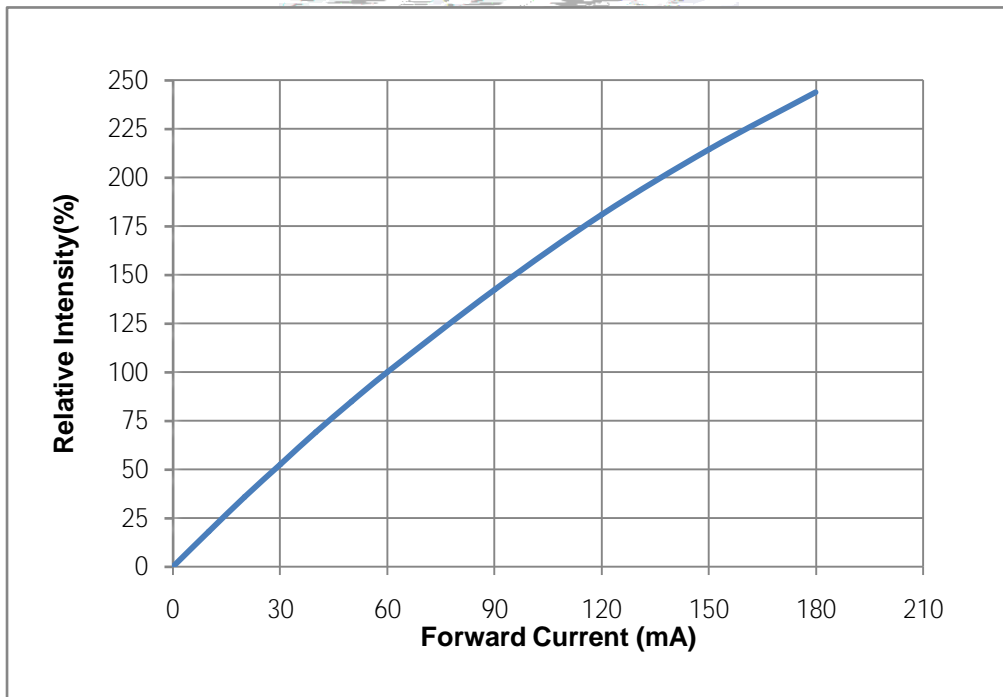


Fig 1-8 Forward Current Vs. Relative Intensity 正向电流与相对光强特性曲线

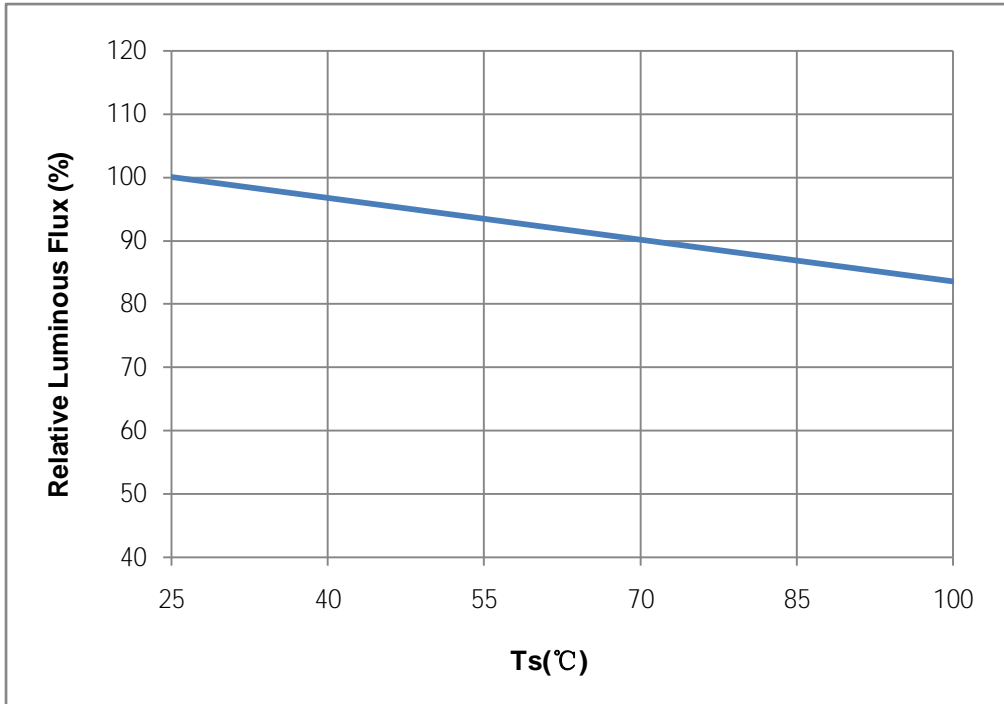


Fig 1-9 Pin Temperature Vs Relative Intensity 管脚温度与相对光强特性曲线

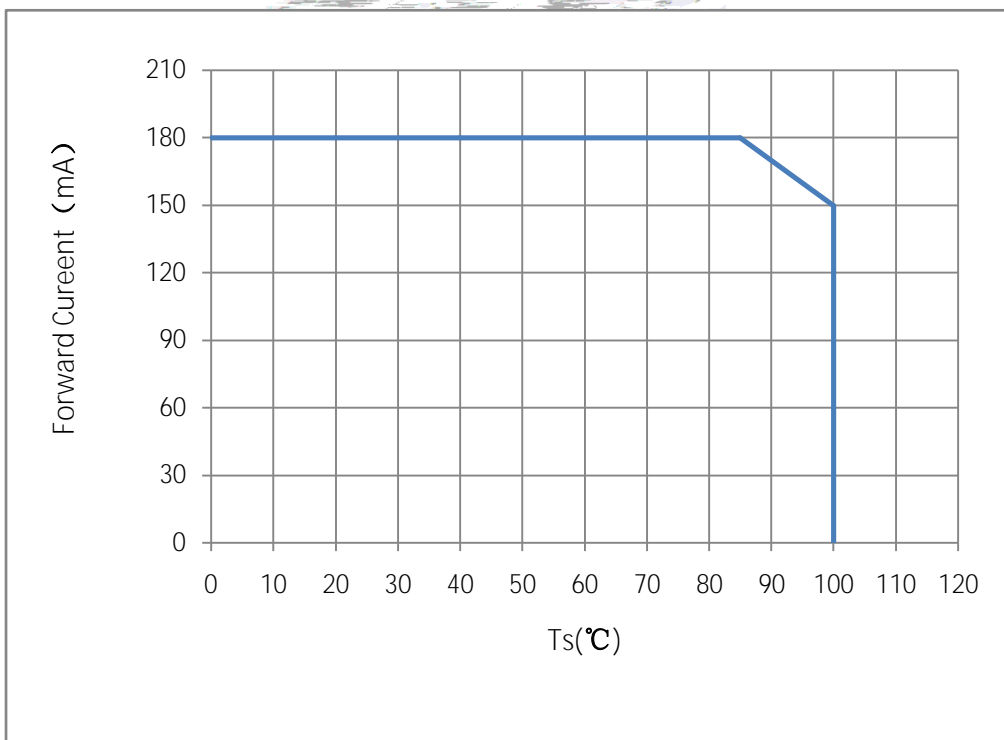


Fig 1-10 Pin Temperature Vs. Forward Current 管脚温度与正向电流特性曲线

$T_j \leq 125^\circ\text{C}$

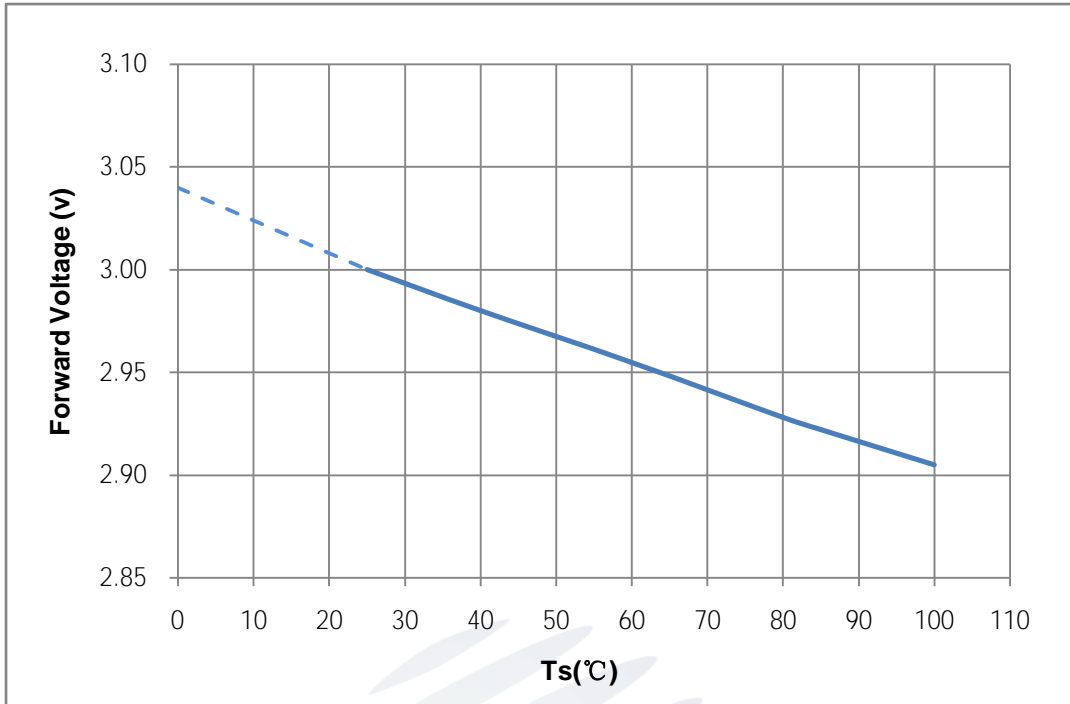


Fig 1-11 Forward Voltage Vs Pin Temperature 电压与管脚温度特性曲线

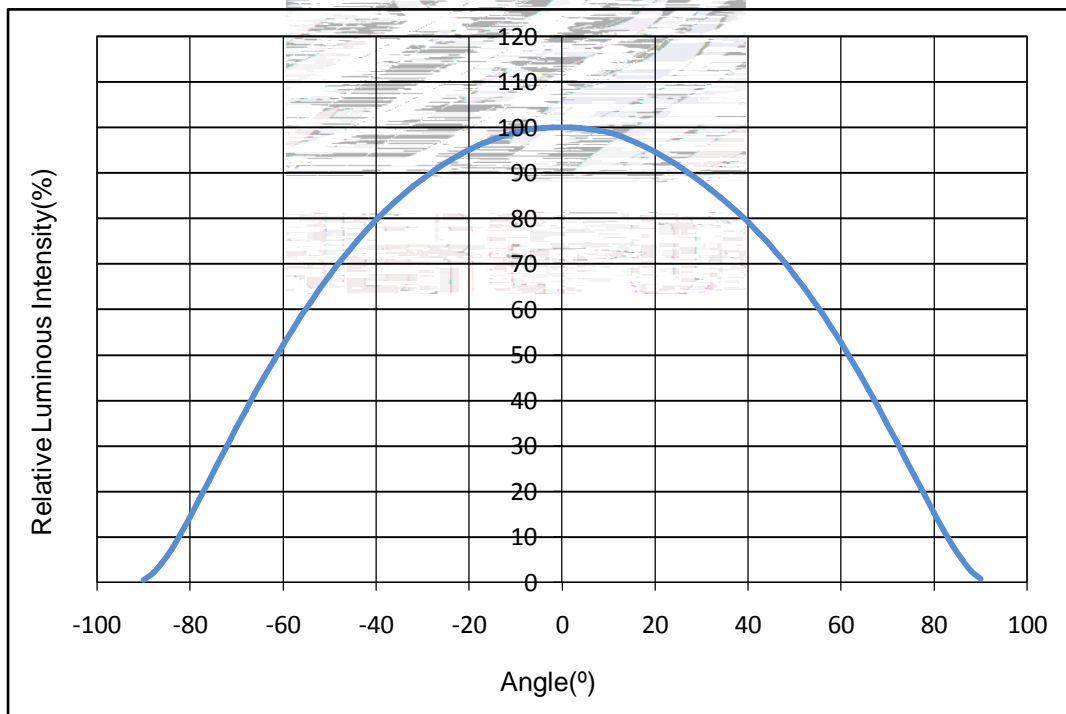


Fig 1-12 Radiation diagram 辐射特性曲线

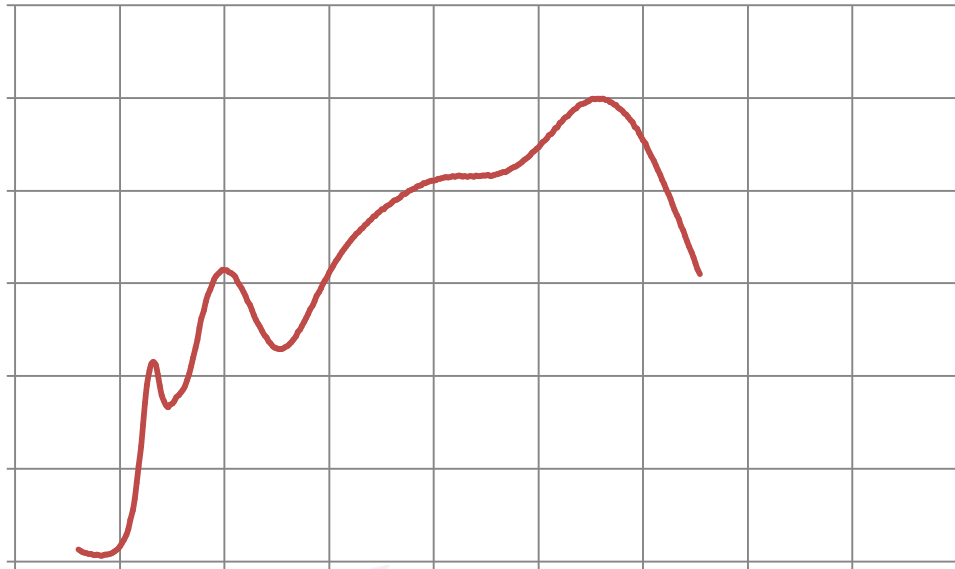
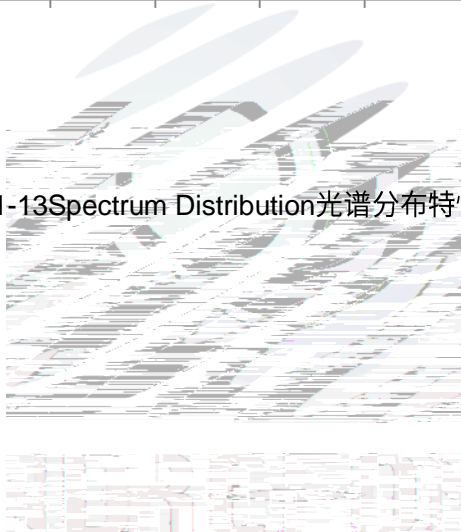


Fig 1-13 Spectrum Distribution 光谱分布特性曲线



2. Packaging 产品包装

2.1 Packaging Specification 包装规格

Package: 12000/4000pcs/reel. 包装每卷 12000/4000pcs。

2.1.1 Carrier Tape Dimension 载带尺寸

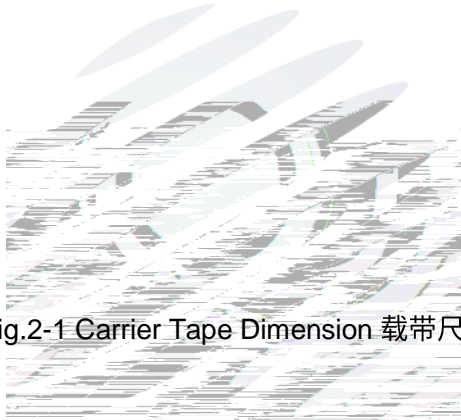


Fig.2-1 Carrier Tape Dimension 载带尺寸

2.1.2 Reel Dimension 卷盘尺寸



Table 2-1 Title

| | | | |
|---|------------------------|---|------------------------|
| A | $8.7 \pm 0.3\text{mm}$ | A | $8.5 \pm 0.3\text{mm}$ |
| B | $290 \pm 2.0\text{mm}$ | B | $178 \pm 1.0\text{mm}$ |

C

Fig.2-2Title

Notes 备注:

The tolerances unless mentioned $\pm 0.1\text{mm}$. Unit : mm 注：未注公差为 ± 0.1 毫米，尺寸单位：毫米。

2.1.3 Label Form Specification 标签规格

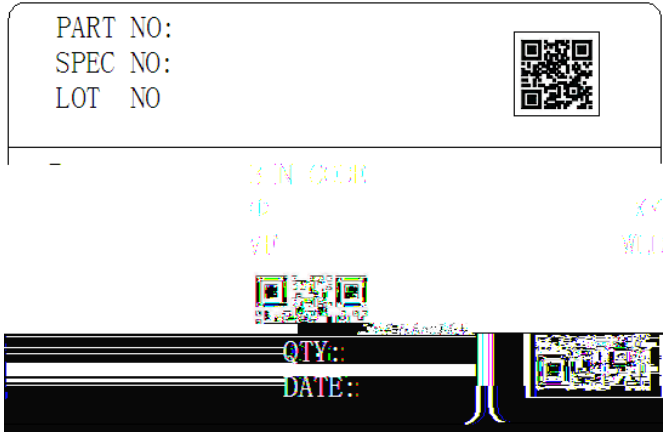


Fig 2-3 Title

Table 2-2 Title

| | |
|----------------|----------------------|
| PART NO. | Part Number 品名 |
| SPEC NO. | Spec Number 规格 |
| LOT NO. | Lot Number 批次号 |
| BIN CODE | Bin Code 参数代码 |
| Φ | Luminous flux 光通量 |
| XY | Chromaticity Bin 色区 |
| V _F | Forward Voltage 正向电压 |
| WLD | Wavelength 波长代码 |
| QTY | Packing Quantity 数量 |
| DATE | Made Date 生产日期 |

2.2 Moisture Resistant Packing 防潮包装

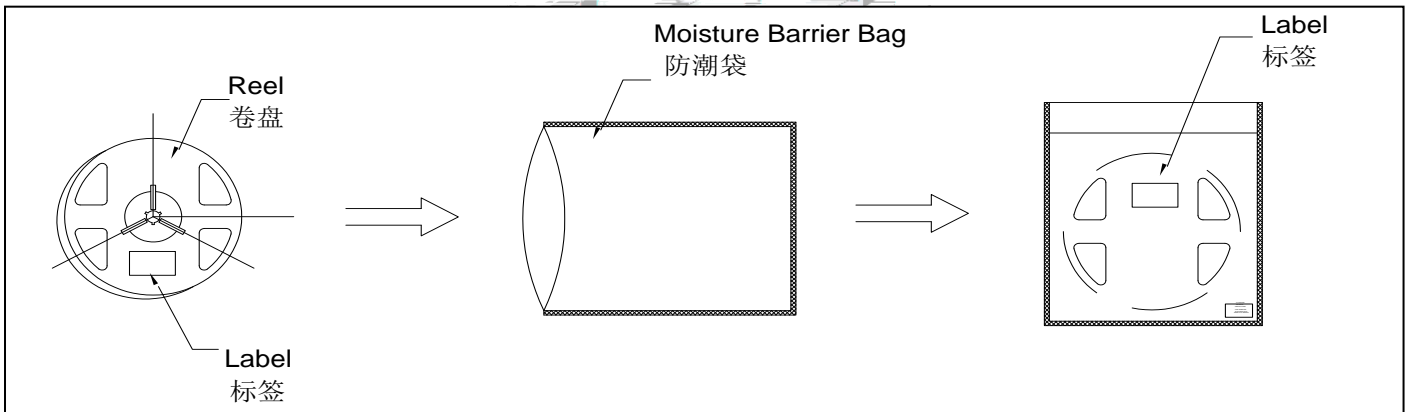


Fig.2-4Title

2.3 Cardboard Box 包装纸箱

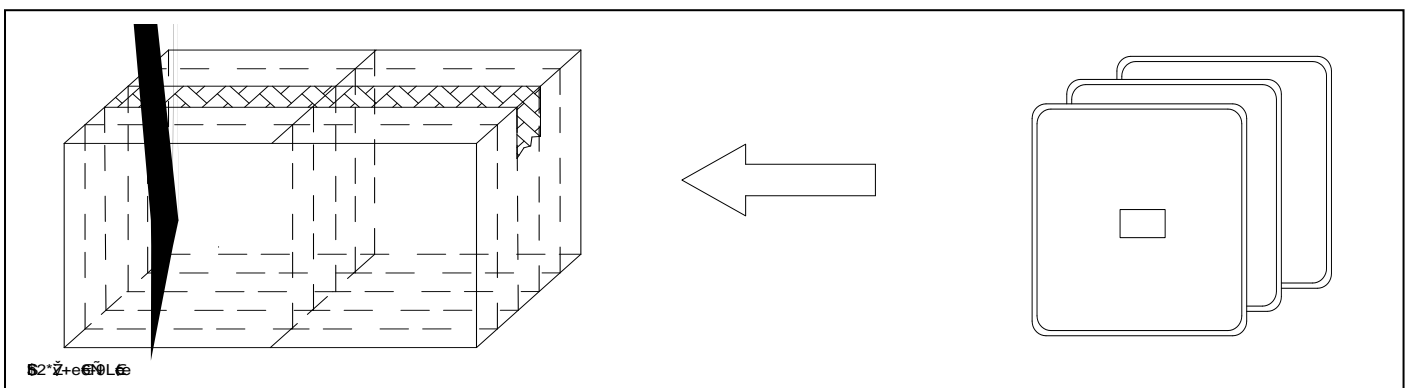


Fig.2-5Title

2.4 Reliability Test Items And Conditions 信賴性测试项目及条件

Table 2-3 Title

| TestItems 项目 | Ref.Standard 参考标准 | Test Condition 测试条件 | Time 时间 | Quantity 数量 | Ac/Re 接收/拒收 |
|---|--------------------------|-------------------------------------|------------|----------------|----------------|
| Reflow 回流焊 | JESD22-B106 | Temp:260°Cmax T=10 sec | 2times | 10pcs | 0/1 |
| Thermal Shock 冷热冲击 | JEITAED-4701 300307 | -40°C 15min ↑↓10s 100°C 15min | 200cycles | 10pcs | 0/1 |
| High Temperature Storage 高温保存 | JEITAED-4701 200 201 | Temp:100°C | 1000hrs | 10pcs | 0/1 |
| Low Temperature Storage 低温保存 | JEITA ED-4701 200 202 | Temp:-40°C | 1000hrs | 10pcs | 0/1 |
| Life Test 常温通电 | JESD22-A108 | Ta=25°C If=60mA | 1000hrs | 10pcs | 0/1 |
| High Temperature High Humidity Life Test 高温高湿通电 | JESD22-A101 | 60°C/ 90%RH If=60mA | 1000hrs | 10pcs | 0/1 |
| Temperature Humidity Storage 高温高湿储存 | JEITA ED-4701 100 103 | TA=85°C RH=85% | 1000hrs | 10pcs | 0/1 |

2.5 Criteria For Judging Damage 失效判定标准

Table 2-4 Title

| Test Items 项目 | Symbol 符号 | Test Condition 测试条件 | Criteria For Judgement 判定标准 | |
|-------------------------|--------------|------------------------|--------------------------------|------------------------|
| | | | Min. 最小 | Max. 最大 |
| Forward Voltage 正向电压 | V_F | $I_F=60mA$ | - | $(U.S.L^*) \times 1.1$ |
| Reverse Current 反向电流 | I_R | $V_R = 5V$ | - | $(U.S.L^*) \times 2.0$ |
| Luminous Flux 光通量 | Φ | $I_F=60mA$ | $(L.S.L^*) \times 0.7$ | - |

Notes 备注:

- 1.U.S.L: Upper standard level 规格上限 L.S.L: Lower standard level 规格下限
2. The above reliability tests is based on the verification of a single/strip LED of Refond's existing experimental platform, the reliability experiment was taken under good heat dissipation conditions. when customers applies the LED to the series and parallel circuit, should take consideration of all the factors such as the current, voltage distribution, heat dissipation and others. 以上可靠性测试是基于瑞丰现有实验平台单颗/条 LED 在良好散热条件验证下的结果。客户端将 LED 应用于串、并联线路时，需自行评估电流、电压分配、散热等问题。
- 3.The technical information shown in the data sheets are limited to the typical characteristics and circuit examples of the referenced products. It does not constitute the warranting of industrial property nor the granting of any license. 以上技术数据仅为产品的典型值，只作为参考，不作为任何应用条件及应用方式的保证。

3. SMT Reflow Soldering Instructions SMT 回流焊说明

3.1 SMT Reflow Soldering Instructions SMT 回流焊说明

Fig.3-1Title

Table 3-1Title

| | |
|---|----------------------|
| Average temperature rise speed 平均升温速度 (T _{max} 至T _P) | 最高3 °C/秒 Max 3 °C/ s |
| Preheating: minimum temperature 预热: 最低温度 (T _{min}) | 150 °C |
| Preheating: Max temperature 预热: 最高温度 (T _{max}) | 200 °C |
| Preheating: Time 预热: 时间 (T _{min} 至T _{max}) | 60 - 120秒 60s-120s |
| Time limited to maintain high temperature: the temperature 限时维持高温: 温度 (T _L) | 217 °C |
| Time limited to maintain high temperature: The Time 限时维持高温: 时间 (t _L) | 最多60秒 Max 60s |
| Peak /Classification of temperature: 峰值 / 分类温度 (T _P) | 260 °C |
| Time limit classification of peak temperature time 限时峰值分类温度: 时间 (t _p) | 最多10秒 Max 10s |

Hold time within 5 °C with the actual peak temperature (T_P)与实际峰值温度 (T_P) 相差

Notes 备注:

(1)Reflow soldering should not be done more than two times. In the case of more than 24 hours passed soldering after first, LEDs will be damaged. 回流焊次数不可以超过两次，两次回流焊的时间间隔如果超过24小时，LED可能由于吸湿而损坏。

(2)Whensoldering , do not put stress on the LEDs during heating.当焊接时，不要在材料受热时用力压胶体表面。

3.1.1 Soldering Iron 烙铁焊接

(1) When hand soldering, keep the temperature of iron below less 300°C less than 3 seconds 当手工焊接时，烙铁的温度必须小于300°C，时间不可超过3秒。

(2) The hand solder should be done only one time.手工焊接只可焊接一次。

3.1.2 Repairing 修补

Repair should not be done after the LEDs have been soldered. When repairing is unavoidable,a double-head soldering iron should be used (as below figure). It should be confirmed in advance whether the characteristics of LEDs will or will not be damaged by repairing.

LED贴片焊后不应再次烙焊，烙焊时应用双头烙铁，而且事先应确认烙焊是否会损坏LED本身的特性。

3.1.3 Cautions 注意事项

(1) The encapsulated material of the LEDs is silicone. Therefore the LEDs have a soft surface on the top of package. The pressure to the top surface will be influence to the reliability of the LEDs. Precautions should be taken to avoid the strong pressure on the encapsulated part. So when use the picking up nozzle, the pressure on the silicone resin should be proper. LED封装胶为硅胶，表面较软，用力按压胶体表面会影响LED可靠性，因此应有预防措施避免在按压器件，当使用吸嘴时胶体表面的压力应是恰当的。

(2) Components should not be mounted on warped (non coplanar) portion of PCB. After soldering, do not warp the circuit board.LED 灯珠不要焊接在弯曲的 PCB 板上，焊接之后，也不要弯折线路板。

(3) Do not apply mechanical force or excess vibration during the cooling process to normal temperature after soldering. Do not rapidly cool device after soldering. 回流焊之后冷却过程中，不

4. Handling Precautions 产品使用注意事项

4.1 Handling Precautions 产品使用注意事项

(1) LED operating environment and sulfur element composition cannot be over 100PPM in the LED mating usage material. This is provided for informational purposes only and is not a warranty or endorsement. LED 工作环境及与 LED 适配的材料中硫元素及化合物成份不可超过 100PPM. 这只是一个建议，不作任何品质担保。

(2) In order to prevent external material from getting into the inside of LED, which may cause the malfunction of LED, the single content of Bromine element is required to be less than 900PPM, the single content of Chlorine element is required to be less than 900PPM, the total content of Bromine element and Chlorine element in the external materials of the application products is required to be less than 1500PPM. This is provided for informational purposes only and is not a warranty or endorsement. 为了防止外界物质进入 LED 内部以造成 LED 的损伤，所处环境及所用套件等等，单一的溴元素含量要求小于 900PPM，单一氯元素含量要求小于 900PPM，溴元素与氯元素总含量必须小于 1500PPM. 这只是一个建议，不作任何品质担保。

(3) VOCs (Volatile organic compounds) emitted from materials used in the construction of fixtures can penetrate silicone encapsulants of LEDs and discolor when exposed to heat and photonic energy. The result can be a significant loss of light output from the fixture. Knowledge of the properties of the materials selected to be used in the construction of fixtures can help prevent these issues. Refond advises against the use of any chemicals or materials that have been found or are suspected to have an adverse affect on device performance or reliability. To verify compatibility, Refond recommends that all chemicals and materials be tested in the specific application and environment for which they are intended to be used. Attaching LEDs, do not use adhesives that outgas organic vapor. 应用套件中的挥发性物质会渗透到 LED 内部，在通电产生光子及热的条件下，会导致 LED 变色，进而造成严重光衰，提前了解套件材料能够避免产生这些问题。瑞丰反对使用任何对 LED 器件的性能或者可靠性有害的物质或材料，不管这些材料是已经证实了的

还是每个环节都要。针对特定的风险和作业环境，瑞丰光电对所有的物质和材料进行规范性的测试。在贴装 LED 时候，不要使用能产生有机挥发性气体的粘结剂。

(4) Handle the component along the side surface by using forceps or appropriate tools; do not directly touch or Handle the silicone lens surface, it may damage the internal circuitry. 请在使用适当的工具从材料侧面夹取，不可直接用手或尖锐金属压胶体表面，它可能会损坏内部电路。



Fig 4-1 Title

(5) In designing a circuit, the current through each LED can not be exceed the absolute maximum rating specified for each LED. In the meanwhile, resistors for protection should be applied, otherwise slight voltage shift will cause big current change, burn out may happen. The driving circuit must be designed to allow forward voltage only when it is ON or OFF. If the reverse voltage is applied to LED, migration can be generated resulting in LED damage. 设计电路时，通过 LED 的电流不能超过规定的最大值。同时，还需要电阻们保护电阻，否则，微小的电压变化将会引起较大的电流变化，可能导致产品损坏。电路设计必须保证只有在开启或者关闭的时候出现正向电压的变化，不要施加反压，否则会损坏 LED。

(6) Thermal Design is paramount importance because heat generation may result in the Characteristics decline, such as brightness decreased, Color change and so on. Please consider the heat generation of the LEDs when making the system design. LED 容易因为自身的发热和环境的温度改变而改变，温度升高会降低 LED 发光效率，影响发光颜色，所以在设计时应充分考虑散热问题。

(7) Compared to standard encapsulants, silicone is generally softer, and the surface is more likely to attract dust, requiring special care during processing. In cases where a minimal level of dirt and dust particles cannot be guaranteed, a suitable cleaning solution must be applied to the surface after the soldering of components. Refond suggests using isopropyl alcohol for cleaning. In case

other solvents are used, it must be assured that these solvents do not dissolve the package or resin. Ultrasonic cleaning is not recommended. Ultrasonic cleaning may cause damage to the LED. 在回流焊以后，如果需要使用溶剂清洗，必须采用适当的清洗方式，我们推荐用异丙醇作清洗剂，如需要用到其他清洗剂，必须保证清洗剂不会对LED带来损害，不推荐这种清洗方式。

Table 4-1 Storage 储存


| Conditions 种类 | | Temperature 温度 | Humidity 湿度 | Time 时间 |
|------------------|------------------------------------|-------------------|----------------|--------------------------------|
| Storage 储存 | Before Opening Aluminum Bag 拆包前 | ≤30°C | ≤75% | Within 1 Year From Date 一年内 |
| | After Opening Aluminum Bag 拆包后 | ≤30°C | ≤60% | 24hours 24小时 |
| Baking 烘烤 | | 60±5°C | - | ≥24hours 大于24小时 |

(8) If the package is flatulence or damaged, please notify the sales staff to assist. 如果包装胀气或者破损，请通知销售人员协助处理。

(9) Similar to most Solid state3()-21(m)33(o)-3(st)-21(S)5(o)-3.



www.refond.com



Declare 申明

This specification is written both in English and in Chinese and the latter is formal.
产品规格书同时提供中英文版本，若有冲突以中文版本为准。