SPECIFICATION
产品规格书

REFOND P/N 产品型号

RF-OMRB14TS-AA

□R&D 研发

■Mass Production 量产供货

深圳市瑞丰光电子股份有限公司
承认专用章

Contents 目录

1. Description 产品介绍

1.1General Description 产品描述

1.2Features 产品特征

1.3Application 应用市场

1.4Package Dimension 封装尺寸

1.5Product Parameters 产品参数

1.6Bin Range Of Forward Voltage and Luminous IntensityandDominant wavelength (IF=20mA)电压与发光强度与主波长分 BIN 范围(IF=20mA)

1.7 Typical Optical Characteristics Curves 典型光学特性曲线

2. Packaging 产品包装

2.1 Packaging Specification 包装规格

2.1.1Carrier Tape Dimension 载带尺寸 11

2.1.2Reel Dimension 卷盘尺寸 11

2.1.3Label Form Specification 标签规格 12

2.2Moisture Resistant Packing 防潮包装

2.3Cardboard Box 包装纸箱

2.4Reliability Test Items And Conditions 信赖性测试项目及条件

2.5 Criteria For Judging Damage 失效判定标准

3. SMT Reflow Soldering Instructions SMT

3.1SMT Reflow Soldering Instructions SMT 回流焊说明

4. Handling Precautions 产品使用注意事项

4.1 Handling Precautions 产品使用注意事项

深圳市瑞丰光电子股份有限公司
承认专用章

1. Description 产品介绍

1.1General Description 产品描述

The Red source color devices are made with AlGaInP on Substrate Light Emitting Diode Product Package:2.2mmX1.4mmX1.3mm.

该红光 LED 由 AlGaInP 四种元素芯片激发而成，产品尺寸：2.2mmX1.4mmX1.3mm。

1.2Features 产品特征

PLCC2 Package.PLCC2封装

Extremely wide viewing angle.发光角度大

Suitable for all SMT assembly and solder process.适用于所有的SMT组装和焊接工艺

Available on tape and reel.适用于载带及卷轴

Moisture sensitivity level: Level 2.防潮等级Level2

Compliance with RoHS and REACH.符合RoHS和REACH要求

Qualifications: The product qualification test plan is based on the guidelines of AEC-Q101 Stress Test Qualification for Automotive Grade Discrete Semiconductors 资格：产品资格测试计划基于AEC-Q101汽车级分立半导体应力测试资格准则

1.3Application 产品应用

Automotive Lighting Interior.汽车内饰照明

深圳市瑞丰光电子股份有限公司 承认专用章

1.5Product Parameters 产品参数

Table 1-1 Electrical / Optical Characteristics at Ts=25°C 电性与光学特性

Item 项目	Symbol 符号	Test Condition 测试条件	Value			Unit 单位
			Min. （最小值）	Typ. （典型值）	Max. （最大值）	
Forward Voltage （正向电压）	V_F	I_F=20mA	1.8	2.0	2.4	V
Reverse Current （反向电流）	I_R	V_R=5V	---	---	10	A
Luminous Intensity （发光强度）	IV	I_F=20mA	800	1000	1500	mcd
Dominant wavelength （主波长）	WD	I_F=20mA	617.5	620	625	nm
Viewing Angle （发光角度）	7 67	I_F=20mA	---	120	---	deg
Thermal Resistance. （热阻）	R_{THJ-S}	I_F=20mA	---	---	300	°C/W

Table 1-2 Absolute Maximum Ratings at Ts=25°C 绝对最大值

Parameter（参数）	Symbol（符号）	Rating（值）	Unit（单位）
Power Dissipation （功耗）	P_D	72	mW
Forward Current （正向电流）	I_F	30	mA
Peak Forward Current （峰值电流）	I_{FP}	100	mA
Reverse Voltage （反向电压）	V_R	5	V
Electrostatic Discharge (HBM)（耐受电压）	V_{ESD}	2000	V
Operating Temperature （操作温度）	T_{OPR}	-40 ~ +100	°C
Storage Temperature （储存温度）	T_{STG}	-40 ~ +100	°C
Junction Temperature （结温）	T_J	120	°C

深圳市瑞丰光电子股份有限公司 承认专用章

Notes 备注：

1. 1/10 Duty cycle, 10ms pulse width. 脉宽10ms,占空比1/10.

2. The above forward voltage measurement allowance tolerance is ±0.1V. 以上所示电压测量误差±0.1V.

3. The above color coordinates measurement allowance tolerance is ±0.005. 以上所示坐标测量误差±0.005.

4. The above luminous intensity measurement allowance tolerance ±10%. 上述发光强度的测试允许公差为±10%.

5. Care is to be taken that power dissipation does not exceed the absolute maximum rating of the product. 使用功率不能超过规定的最大值。

6. All measurements were made under the standardized environment of Refond. 所有的测试都是基于瑞豐标准测试平台。

7.When the LEDs are in operation the maximum current should be decided after measuring the package temperature,junction temperature should not exceed the maximum rate. LED 使用的最大电流需要根据散热条件确定，结温不能超过最大值。

8. ESD yield is over 90% at 2000V ESD (HBM). ESD protection during products handing is needed. 90%的LED通过人体模式ESD2000V测试，在操作时请注意静电防护。

1.6Bin Range Of Forward Voltage and Luminous Intensity and Dominant wavelength (IF=20mA)电压与发光强度与主波长分 BIN 范围(IF=20mA)

Table 1-3

V V

1.7 Typical Optical Characteristics Curves 典型光学特性曲线

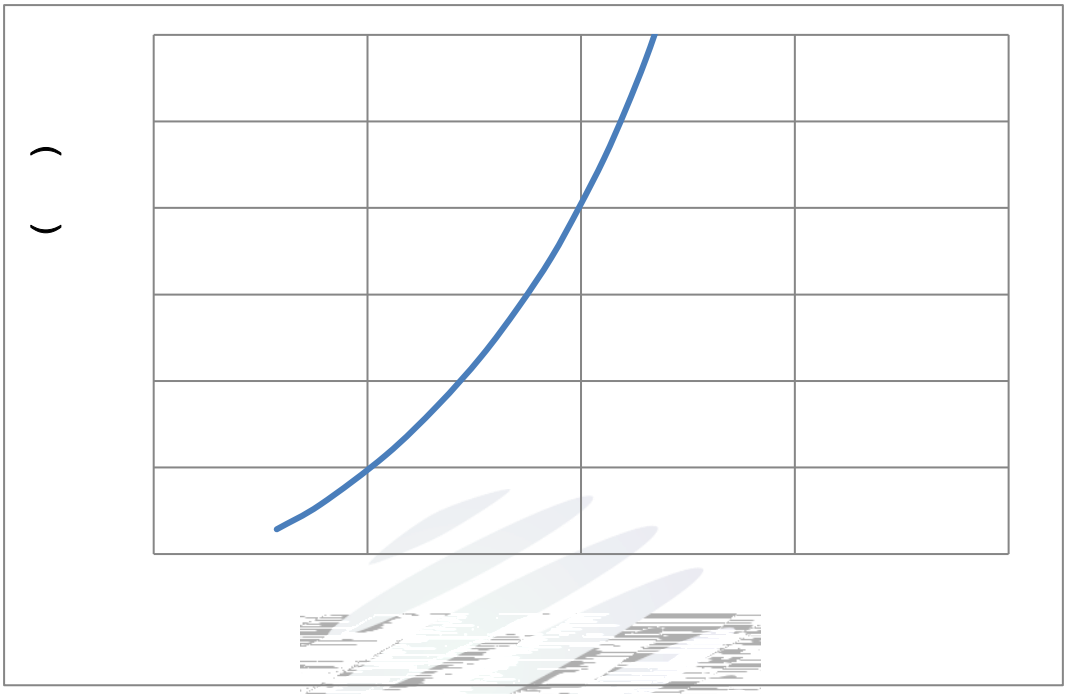

Fig. 1-6Forward Voltage Vs Forward Current伏安特性曲线

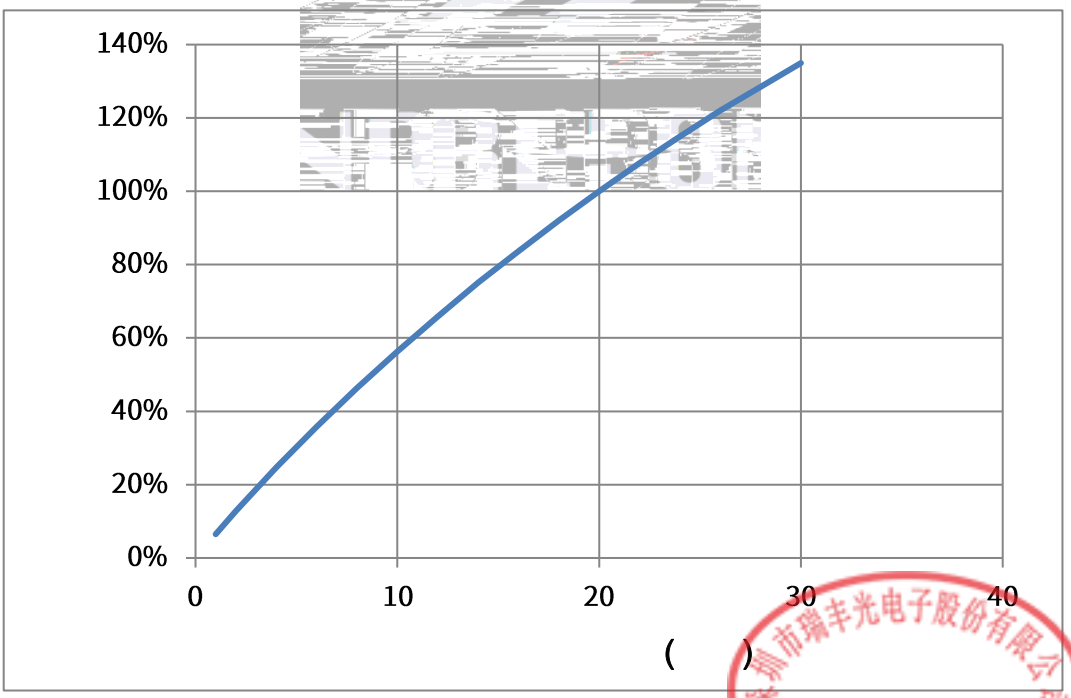

Fig. 1-7Forward Current Vs Relative Intensity正向电流与相对光强特性曲线

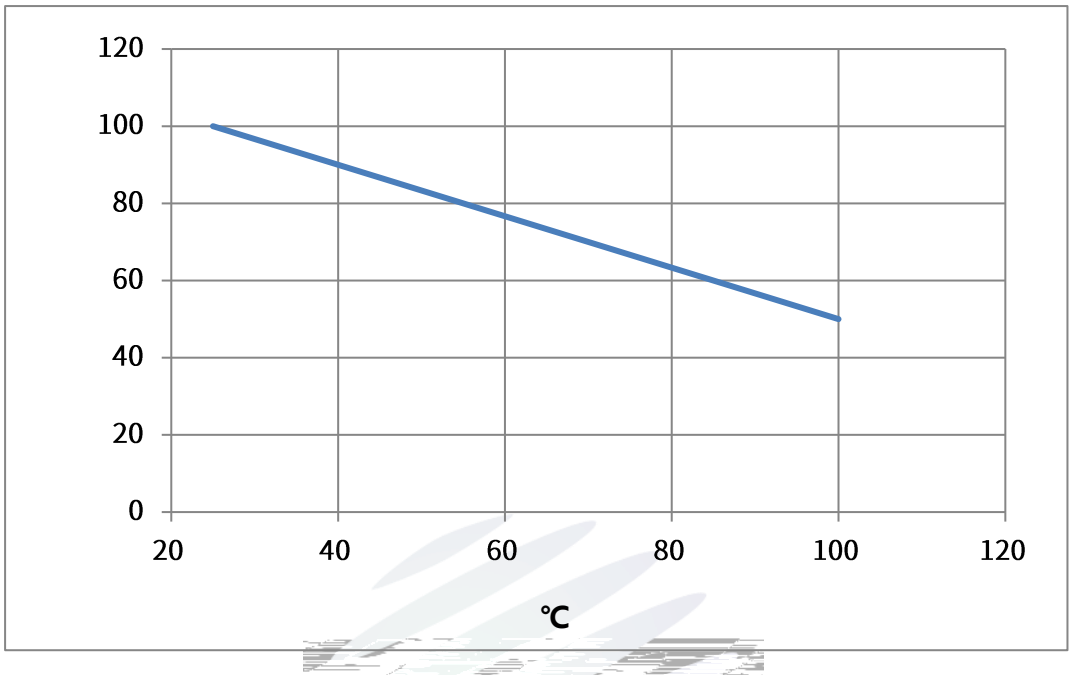

Fig. 1-8Solder Temperature Vs Relative Intensity管脚温度与相对光强特性曲线

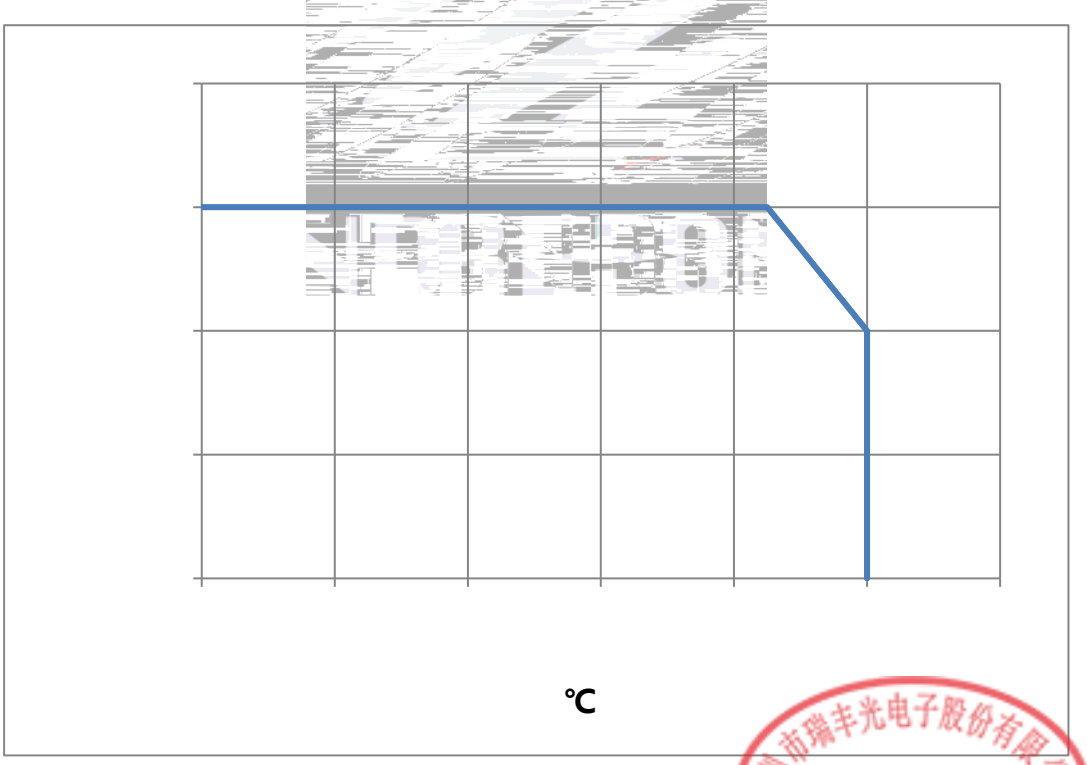

Fig. 1-9 Solder Temperature VsForward Current管脚温度与正向电流特性曲线

Tj≤ 120°C

深圳市瑞丰光电子股份有限公司
承认专用章

Fig. 1-10Forward Voltage Vs Solder Temperature电压与管脚温度特性曲线

Fig. 1-11Radiation diagram辐射特性曲线

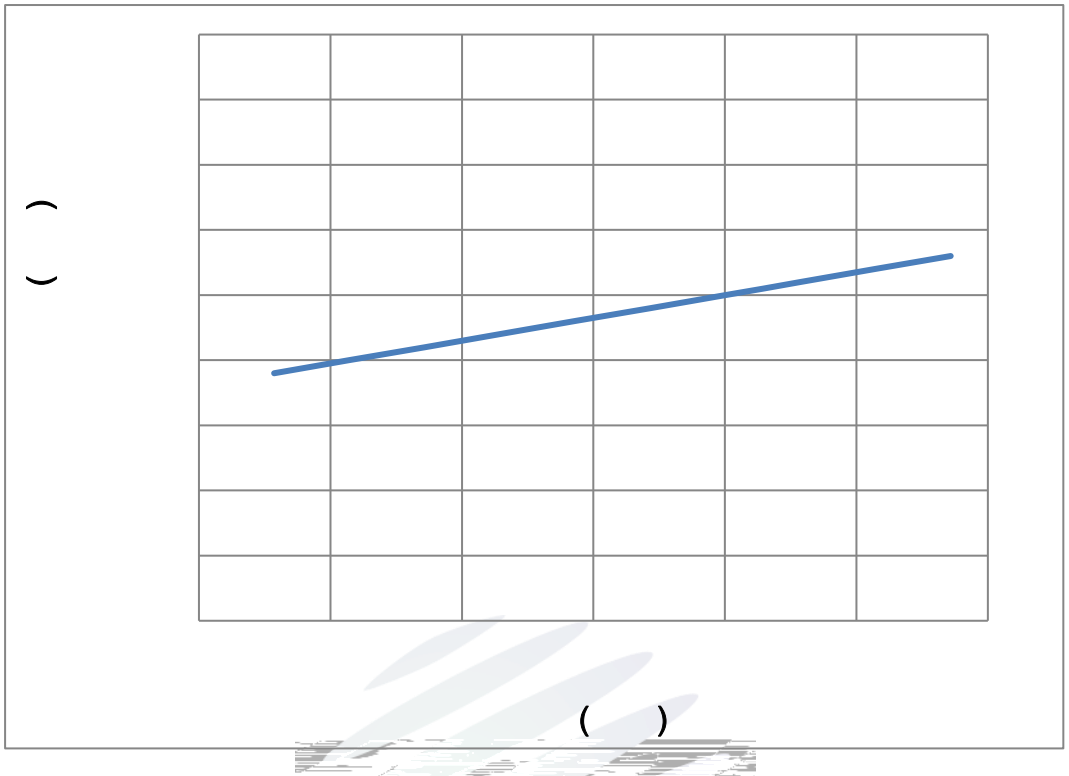

Fig. 1-12Forward current VS Dominate wavelength正向电流与主波长特性曲线 (Ts=25°C)

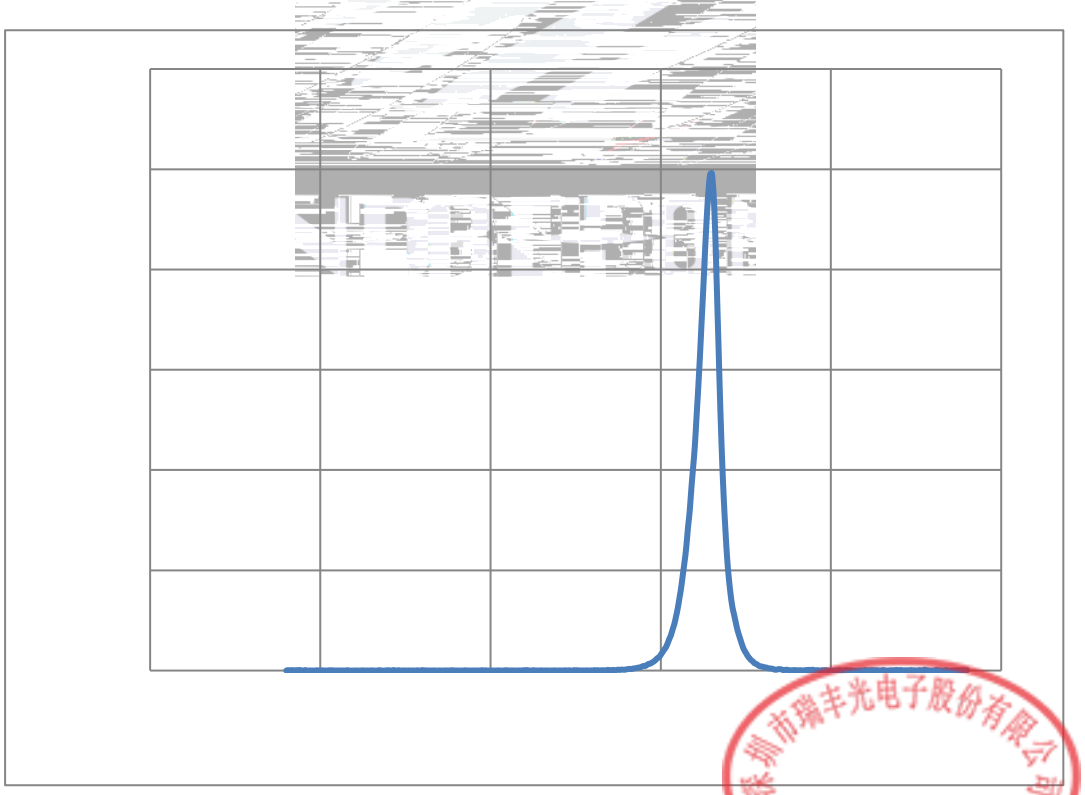

Fig. 1-13Spectrum Distribution光谱分布特性曲线

深圳市瑞丰光电子股份有限公司 承认专用章

2. Packaging 产品包装

2.1 Packaging Specification 包装规格

Package:3000pcs/reel.包装每卷 。

2.1.1Carrier Tape Dimension 载带尺寸

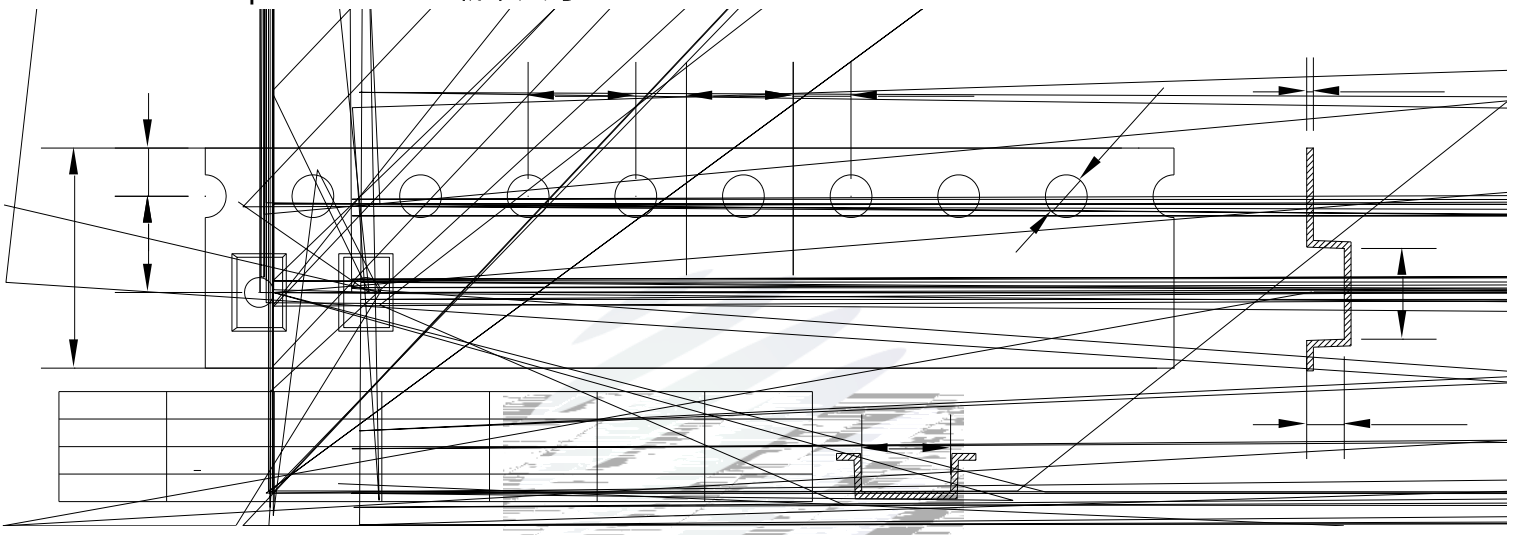

Fig.2-1 Carrier Tape Dimension 载带尺寸

2.1.2Reel Dimension 卷盘尺寸

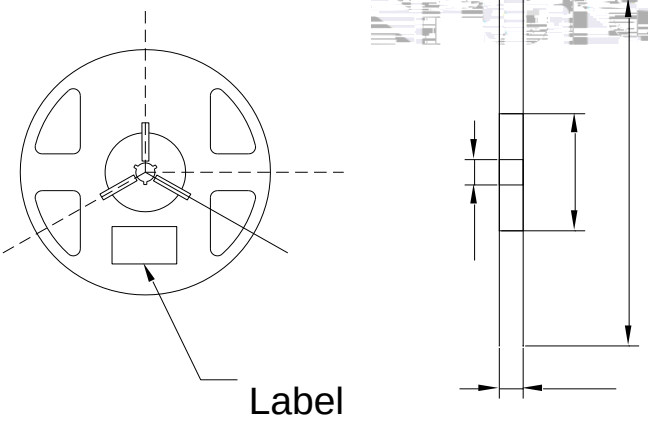

Fig.2-2Reel Dimension 卷盘尺寸

Table 2-1Reel Dimension 卷盘尺寸

A	8.0±0.1mm
B	178.0±1.0mm
C	60.0±1.0mm
D	13.0±0.5mm

Notes 备注：

The tolerances unless mentioned ±0.1mm. Unit : mm注：未注公差为±0.1毫米，尺寸单位：毫米。

深圳市瑞丰光电子股份有限公司 承认专用章

2.1.3Label Form Specification 标签规格

Fig. 2-3Label Form Specification 标签规格

Table 2-2 Specification 规格

PART NO.	Part Number 品名
SPEC NO.	Spec Number 规格
LOT NO.	Lot Number 批次号
BIN CODE	Bin Code 参数代码
IV	Luminous Intensity发光强度
XY	Chromaticity Bin 色区
V_F	Forward Voltage 正向电压
WLD	Wavelength 波长代码
QTY	Packing Quantity 数量
DATE	Made Date 生产日期

2.2Moisture Resistant Packing 防潮包装

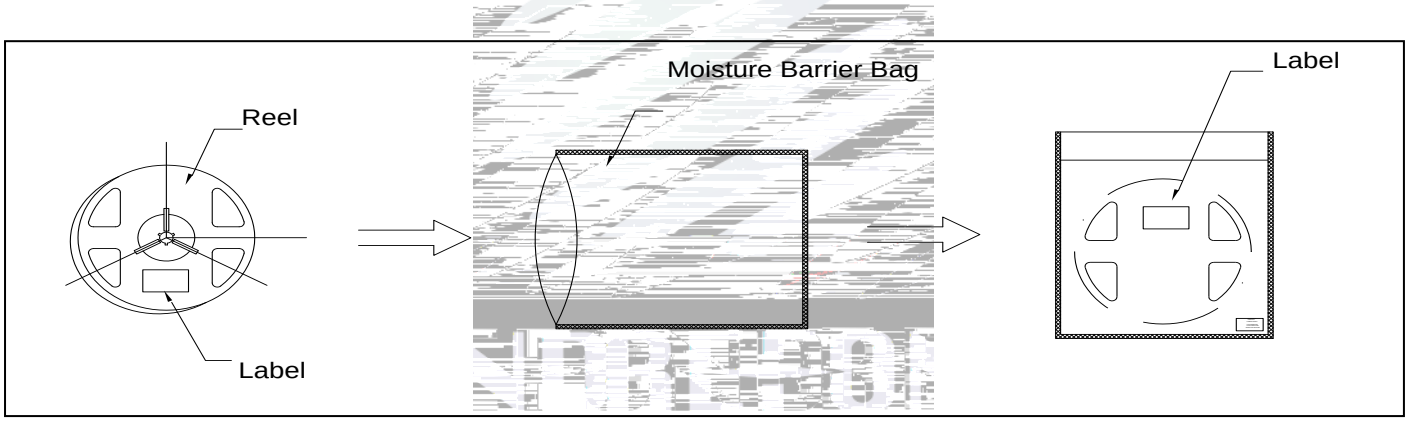

Fig.2-4Moisture Resistant Packing 防潮包装

2.3Cardboard Box 包装纸箱

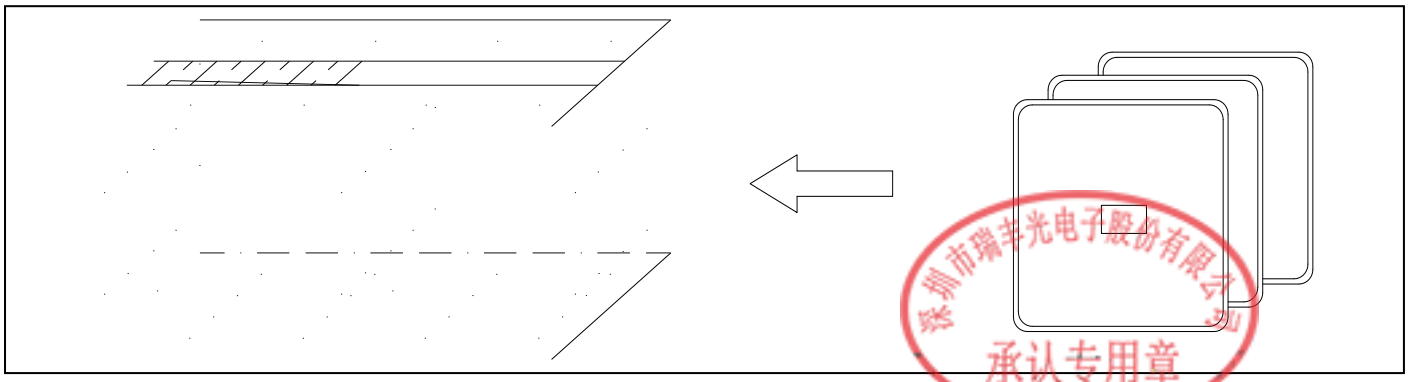

Fig.2-5Cardboard Box 包装纸箱

深圳市瑞丰光电子股份有限公司
承认专用章

2.4Reliability Test Items And Conditions 信赖性测试项目及条件

Table 2-3 Reliability Test Items And Conditions 信赖性测试项目及条件

TestItems 项目	Ref.Standard 参考标准	Test Condition 测试条件	Time 时间	Quantity 数量	Ac/Re 接收/拒收
Reflow 回流焊	JESD22-B106	Temp:260℃max T=10 sec	2times	20pcs.	0/1
MSL2 2	JESD22-A113	85℃/ 60%R	168 hrs.	20pcs.	0/1
Thermal Shock	JEITAED-4701 300307	-40 15min 65x 125 15min	1000 cycle	20pcs.	0/1
Life Test	JESD22-A108	Ta=105			

2.5 Criteria For Judging Damage 失效判定标准

Table 2-4Criteria For Judging Damage 失效判定标准

Test Items 项目	Symbol 符号	Test Condition 测试条件	Criteria For Judgement 判定标准	
			Min. 最小	Max. 最大

Notes 备注：

(1)Reflow soldering should not be done more than twice. If more than 24 hours between the two soldering,LED will be damaged. 回流焊次数不可以超过两次，两次回流焊的时间间隔如果超过24小时，LED可能由于吸湿而损坏。

(2)When soldering , do not put stress on the LEDs during heating.当焊接时，不要在材料受热时用力压胶体表面。

3.1.1 Soldering Iron 烙铁焊接

(1) When do soldering by hand, keep the temperature of iron below less 300℃ less than 3 seconds 当手工焊接时,烙铁的温度必须小于300℃，时间不可超过3秒。

(2) Soldering by hand should be done only one time.手工焊接只可焊接一次。

3.1.2 Repairing 维修

Repairing should not be done after the LEDs have been soldered. When repairing is unavoidable,a double-head soldering iron should be used (as below figure). It should be confirmed in advance whether the characteristics of LEDs will or not be damaged by repairing.

LED流焊后不可以修复，必须修复时，必须使用双头烙铁进行，且需事先确认此种方法会不会损坏LED本身的特性。

3.1.3 Cautions 注意事项

The encapsulated material of the LEDs is silicone. Therefore the LEDs have a soft surface on the top of package. The pressure to the top surface will be impacted on the reliability of the LEDs. Precautions should be taken to avoid the strong pressure on the encapsulated part. So when usethe picking up nozzle, the pressure on the silicone resin should be proper. LED封装胶为硅胶，表面较软，用力按压胶体表面会影响LED

有预防措施避免在按压器件，当使用吸嘴时，胶体表面的压力应是恰当的。

(2) Components should not be mounted on warped (non coplanar) portion of PCB. After soldering, do not warp the circuit board.LED 灯珠不要焊接在弯曲的 PCB 板上，焊接之后，也不要弯折线路板。

(3) Do not apply mechanical force or excess vibration during the cooling process to normal temperature after soldering. Do not rapidly cool device after soldering.回流焊之后冷却过程中，不要对材料实加外力，也不要有震动，回流焊后，不要采用激剧冷却的方式。

承认专用章

4. Handling Precautions 产品使用注意事项

4.1 Handling Precautions 产品使用注意事项

(1) LED operating environment and sulfur element composition cannot be over 100PPM in the LED mating usage material. This is provided for informational purposes only and is not a warranty or endorsement.LED 工作环境及LED 适配的材料中硫元素及化合物成份不可超过 100PPM.这只是一个建议，不作任何品质担保。

(2) In order to prevent ex-ternal material from getting into the inside of LED, which may cause the malfunction of LED, the single content of Bromine element is required to be less than 900PPM,the single content of Chlorine element is required to be less than 900PPM,the total content of Bromine element and Chlorine element in the external materials of the application products is required to be less than 1500PPM. This is provided for informational purposes only and is not a warranty or endorsement.为了防止外界物质进入 LED 内部以造成 LED 的损伤，所处环境及所用套件等等，单一的溴元素含量要求小于 900PPM，单一氯元素含量要求小于 900PPM，溴元素与氯元素总含量必须小于 1500PPM. 这只是一个建议，不作任何品质担保。

(3) VOCs (Volatile organic compounds) emitted from materials used in the construction of fixtures can penetrate silicone encapsulants of LEDs and discolor when exposed to heat and photonic energy. The result can be a significant loss of light output from the fixture. Knowledge of the properties of the materials selected to be used in the construction of fixtures can help prevent these issues. Refond advises against the use of any chemicals or materials that have been found or are suspected to have an adverse affect on device performance or reliability. To verify compatibility, Refond recommends that all chemicals and materials be tested in the specific application and environment for which they are intended to be used. Attaching LEDs, do not use adhesives that outgas organic vapor. 应用套件中的挥发性物质会渗透到 LED 内部，在通电产生光子及热的条件下，会导致 LED 变色，进而造成严重光衰，提前了解套件材料能够避免产生这些问题。瑞丰反对使用任何对 LED 器件的性能或者可靠性有害的物质或材料，不管这些材料是已经证实了的还是仅仅怀疑有害。针对特定的用途和使用环境，瑞丰建议对所有的物质和材料进行相容性的测试。在贴装 LED 时候，不要使用能产生有机挥发性气体的粘结剂。

(4) Handle the component along the side surface by using forceps or appropriate tools; Do not directly touch or Handle the silicone lens surface, it may damage the internal circuitry.通过使用适当的工具从材料侧面夹取，不可直接用手或尖锐金属压胶体表面，它可能会损坏内部电路。

承认专用章

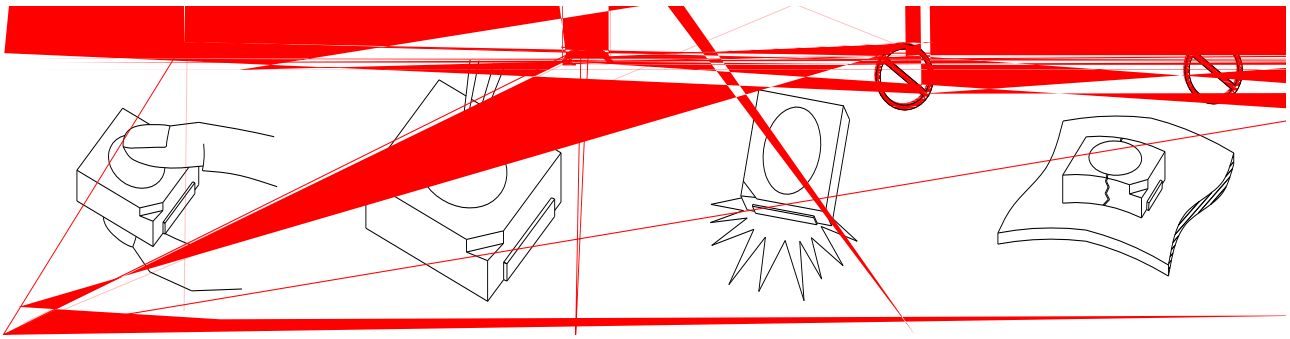

Fig 4-1Handling Precautions 产品使用注意事项

(5) In designing a circuit,the current through each LED can not exceed the absolute maximum rating specified for each LED.In the meanwhile,resistors for protection should be applied,otherwise slight voltage shift will cause big current change,burn out may happen. The driving circuit must be designed to allow forward voltage only when it is ON or OFF.If the reverse voltage is applied to LED, migration can be generated resulting in LED damage. 设计电路时，通过 LED 的电流不能超过规定的最大值，同时，还需使用保护电阻，否则，微小的电压变化将会引起较大电流变化，可能导致产品损毁。电路设计必须保证只有在开启或者关闭的时候出现正向电压的变化，不要施加反压，否则会损坏 LED。

(6) Thermal Design is paramount importance because heat generation may result in the Characteristics decline,such as brightness decreased,Color change and so on.Please consider the heat generation of the LEDs when making the system design.LED 容易因为自身的发热和环境的温度改变而改变，温度升高会降低 LED 发光效率，影响发光颜色，所以在设计时应充分考虑散热问题。

(7) Compared to standard encapsulants, silicone is generally softer, and the surface is more likely to attract dust,requiring special care during processing. In cases where a minimal level of dirt and dust particles cannot be guaranteed, a suitable cleaning solution must be applied to the surface after the soldering of components. Refond suggests using isopropyl alcohol for cleaning. In case other solvents are used, it must be assured that these solvents do not dissolve the package or resin. Ultrasonic cleaning is not recommended. Ultrasonic cleaning may cause damage to the LED. 与其他封装胶相比，硅胶通常较软，表面易吸附脏物，应用时应特别注意，当对产品洁净度要求较高时，回流焊以后需要采用恰当的清洗方式，我们推荐用异丙醇作清洗剂，如需要用到其他清洗剂，必须保证不会破坏封装体，超声清洗可能会对 LED 带来损害，不推荐这种清洗方式。

深圳市瑞丰光电子股份有限公司
承认专用章

Table 4-1Storage 储存

Conditions 种类		Temperature 温度	Humidity 湿度	Time 时间
Storage 储存	Before Opening Aluminum Bag 拆包前	≤30℃	≤75%	Within 1 Year From Date 一年内
	After Opening Aluminum Bag 拆包后	≤30℃	≤60%	Recommended for use within 24 hours 建议24小时内使用
Baking 烘烤		60±5℃	-	≥24hours 大于24小时

(8) If the moisture absorbent material（silica gel）has faded away or the LEDs have exceeded the storage time,baking treatment should be performed after unpacking and based on the following condition(60±5)℃ for above 24 hours.如果干燥剂或包装失效，或者产品不符合以上有效储存条件，需拆包后进行烘烤，烘烤条件：60±5℃，大于 24 小时。

If the package is flatulence or damaged,please notify the sales staff to assist.如果包装胀气或者破损，请通知销售人员协助处理。

(9)Similar to most Solid state devices; LEDs are sensitive to Electro-Static Discharge (ESD) and Electrical Over Stress (EOS). 像其他的半导体电子器件一样，LED 对静电过流击穿非常敏感，需要做好防护。

(10) Other points for attention, please refer to our relevant information.其它注意事项请参照瑞丰相关资料。

深圳市瑞丰光电子股份有限公司 承认专用章

Date日期	Revisor修订者	Version版本	Verifier审核	Remarks备注
2021/04/25	黄念华 Huang Nianhua	E0	朱益明 Zhu Yiming	新发行 New issue
2021/12/01	黄念华 Huang Nianhua	E1	朱益明 Zhu Yiming	纠正第11页包装方向符号错误Correct packaging direction symbol error on page 11
2023/02/02	陈炜雄 Chen Weixiong	E2	朱益明 Zhu yiming	模板更新 Template update

Te: 515i+86ETQq0.00039.6 515.76 20.304 reW* nBT/F2 9 Tf1 0 0 1 43.2 76.1W4 Tm0.251 g0.251 G[T)11(-ETQq0.00039.6 515.7